

AI-generated Summaries

A Guide

Overview

As part of the Singapore Judiciary's efforts to improve access to justice, we have introduced a new Generative AI-powered case summarisation tool on the Community Justice and Tribunals System (CJTS) to provide parties to a dispute in the Small Claims Tribunals (SCT) with assistance to summarise either the Claimant's case or the Respondent's case.

Step 1: Access the Case Details on CJTS

To access this feature, login to CJTS and access the case details by clicking on the relevant case number under the "Active Case(s)" section on the user's home page:

ACTIVE CASE(S) 3					
S/N	CASE NO	PARTIES	NEXT COURT DATE	STATUS	REMARKS / ACTION
1	SCT/9999999/2025	CLAIMANT ABC V RESPONDENT XYZ	-	eNegotiation	Select Court Date View/Respond Defect

Step 2: Navigate to the "AI Summaries" tab

You will be directed to the case file. Navigate to the "AI Summaries" tab to access the Generative AI-powered case summarisation tool:

CASE DETAILS - SCT/9999999/2025

FILING DATE: 05/09/2025

Case Summary	Case History	Documents	Payment Details	Correspondence	AI Summaries
Status eNegotiation		Nature of Claim / Claiming for Contract for Provision Of Services Money Order			
Claimant CLAIMANT ABC Sex: Male Block: 7, 10-100, 11 Singapore, 123456 TEL: +65 12345678 Email: NOREPLY@TEST		Respondent RESPONDENT XYZ Block: A1, 9-100, STREET ABC Singapore, 987654			

Step 3: Click on the “Request AI Summary” button

After navigating to the “AI Summaries” tab, you can view and access all AI-generated summaries that you previously requested:

CASE DETAILS - SCT/999999/2025

FILING DATE: 05/09/2025

Case Summary		Case History	Documents	Payment Details	Correspondence	AI Summaries
S/N	Requested Date/Time	Requested By	Request Type	Payload Sent (TOC)	Status	Results
1	06/09/2025 11:48:38 PM	CLAIMANT ABC	Summary of Respondent's Case	Table of Content	Completed	Summary 06/09/2025 11:53:48 PM
2	07/09/2025 12:10:56 AM	CLAIMANT ABC	Summary of Claimant's Case	Table of Content	Completed	Summary 07/09/2025 12:14:34 AM
3	08/09/2025 10:28:26 AM	CLAIMANT ABC	Summary of Claimant's Case	Table of Content	Completed	Summary 08/09/2025 11:11:30 AM
4	08/09/2025 10:37:43 AM	CLAIMANT ABC	Summary of Claimant's Case	Table of Content	Completed	Summary 08/09/2025 11:13:40 AM

To submit a new request for an AI-generated summary, click on the “Request AI Summary” button:

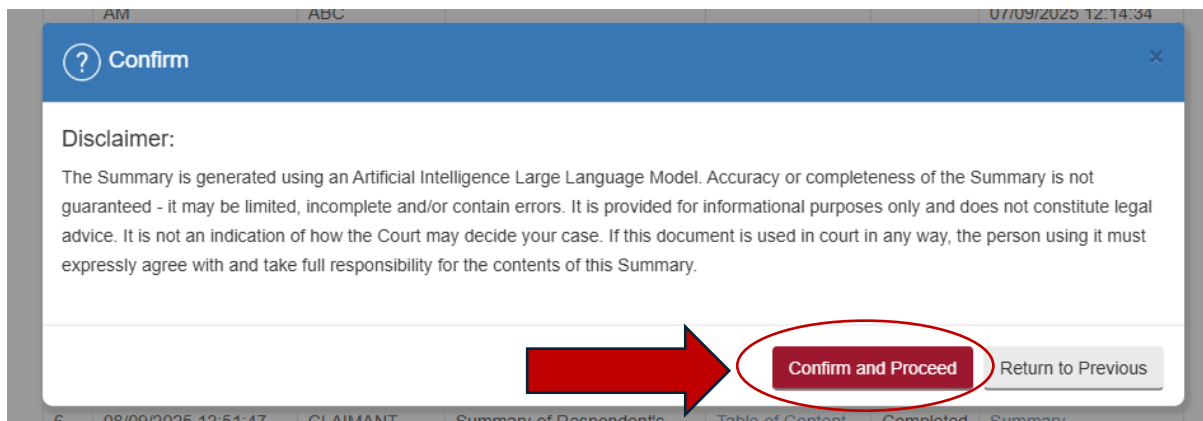
8	08/09/2025 01:07:21 PM	CLAIMANT ABC	Summary of Respondent's Case	Table of Content	Completed	Summary 08/09/2025 01:12:41 PM
9	08/09/2025 01:12:12 PM	CLAIMANT ABC	Summary of Claimant's Case	Table of Content	Completed	Summary 08/09/2025 01:16:50 PM

If you have any feedback on the AI-Generated Summaries, please let us know via <https://go.gov.sg/sctfeedback-ai-generated-summaries>.



Step 4: Acknowledge the Disclaimer

Please read the disclaimer relating to the use of the Generative AI-powered case summarisation tool carefully. If you agree with the contents of the disclaimer, please click the “Confirm and Proceed” button:



Step 5: Select the Request Type

You will be directed to another page where you will be prompted to select the request type. Please select whether you are requesting for an AI-generated summary of the Claimant's case or the Respondent's case in the drop-down menu:

AI CASE SUMMARISATION

General Information and Instructions:

- Please select the request type.
- (*) denotes mandatory fields.

Request Type* :

Select Request Type

Select Request Type

Summary of Claimant's Case

Summary of Respondent's Case

Filing No	Filing Type	Source	Date & Time	Ref	Select All
					<input type="checkbox"/>




Depending on whether you request for an AI-generated summary of the Claimant's case or the Respondent's case, the AI-generated summary will outline the relevant party's arguments, evidence, and submitted chronology of key events in the SCT. The AI-generated summary synthesises the relevant party's requested relief or answer to the claim (as applicable), along with associated factual and legal issues.


Step 6: Select the documents to be included in the AI-generated Summary

Documents which can be included in the AI-generated summary are selected by default.

You can remove (or add back) documents by using the Document Filter.




Alternatively, you can also remove (or add back) documents by clicking on the checkbox next to each document in the list. Upon selecting the documents to be included, click on the “Submit” button to proceed:

SCT/999999/2025	Supporting Document	Notice 	System	05/09/2025 05:05 PM	T08	<input checked="" type="checkbox"/>
SCT/999999/2025	Supporting Document	Notice 	System	05/09/2025 05:05 PM	T09	<input checked="" type="checkbox"/>
SCT/999999/2025	Supporting Document	Notice 	System	05/09/2025 05:05 PM	T10	<input checked="" type="checkbox"/>



On the next screen, the system will display the selected documents. Please review the list of selected documents. You may click either:

- the “Amend” button to return to the previous screen to add more documents or remove previously selected documents to be included in the AI-generated summary; or
- the “Confirm and Proceed” button to submit the request for the AI-generated summary.

SCT/999999/2025	Supporting Document	Notice 	System	05/09/2025 05:05 PM	T08
SCT/999999/2025	Supporting Document	Notice 	System	05/09/2025 05:05 PM	T09
SCT/999999/2025	Supporting Document	Notice 	System	05/09/2025 05:05 PM	T10

After the request for the AI-generated summary is submitted, you will be directed to an acknowledgement page:

ACKNOWLEDGEMENT

- Your request to create a case summary has been submitted.
- System will notify you once the case summary is ready and available for download.
- We appreciate your patience while the system processes your request. Please wait for your current request to be completed before submitting a new request.

When the AI-generated summary is ready, you will be notified by SMS and/or email.

Step 7: Access the AI-generated summary


After you receive a notification that the AI-generated summary is ready, you can access it by navigating to the “AI Summaries” tab and clicking on the “Summary” link to view your AI-generated summary:

CASE DETAILS - SCT/999999/2025
FILING DATE: 05/09/2025

Case Summary		Case History	Documents	Payment Details	Correspondence	AI Summaries
S/N	Requested Date/Time	Requested By	Request Type	Payload Sent (TOC)	Status	Results
1	06/09/2025 11:48:38 PM	CLAIMANT ABC	Summary of Respondent's Case	Table of Content	Completed	Summary 06/09/2025 11:53:48 PM
2	07/09/2025 12:10:56 AM	CLAIMANT ABC	Summary of Claimant's Case	Table of Content	Completed	Summary 07/09/2025 12:14:34 AM

You can also download your AI-generated summary as a PDF document:

Disclaimer: The Summary is generated using an Artificial Intelligence Large Language Model. Accuracy or completeness of the Summary is not guaranteed - it may be limited, incomplete and/or contain errors. It is provided for informational purposes only and does not constitute legal advice. It is not an indication of how the Court may decide your case. If this document is used in court in any way, the person using it must expressly agree with and take full responsibility for the contents of this Summary.



[Download PDF](#)[Close](#)

Thank you.